



Anshun Tools  
Industry Co., Ltd.



**Focused | Refined | Sustained**



### H20001

#### 14PC 1/4" DRIVE 90T RATCHET ANTI-SLIP SOCKET SET – METRIC

|                   |  |
|-------------------|--|
| <b>Material</b>   | CR-V   |
| <b>Contents</b>   |  |
| Anti-Slip Sockets | 5mm, 5.5mm, 6mm, 7mm, 8mm, 9mm, 10mm, 11mm, 12mm, 13mm, 14mm |
| Extension Bar     | 1/4" x 50L   |
| Universal Joint   | 1/4"(F) x 1/4"(M)  |
| Ratchet Handle    | 1/4" x 90T   |



### H20003

#### 41PC 1/4" SOCKET BIT SET – METRIC

|                         |   |
|-------------------------|---|
| <b>Material</b>         |   |
| Sockets                 | CR-V  |
| Bits                    | S2  |
| <b>Contents</b>         |   |
| 1/4" Short Socket       | 4mm, 4.5mm, 5mm, 5.5mm, 6mm, 7mm, 8mm, 9mm, 10mm, 11mm, 12mm, 13mm, 14mm                              |
| 1/4" x 37L Bit Socket   | SL4, SL5.5, SL7, H3, H4, H5, H6, H7, H8, PH1, PH2, PH3, PZ1, PZ2, PZ3<br>T10, T15, T20, T25, T30, T40 |
| Extension Bar           | 1/4" x 50L & 1/4" x 100L  |
| Ratchet Handle          | 1/4" x 72T & TPR  |
| Universal Joint         | 1/4"(F) x 1/4"(M)   |
| 1/4" Spanner            |   |
| 1/4" Flexible Extension |   |
| 1/4" Sliding T-Handle   |   |



### H20002

#### 24PC 1/4" DRIVE SOCKET BIT SET – METRIC

|                   |  |
|-------------------|--|
| <b>Material</b>   |  |
| Sockets           | CR-V   |
| <b>Contents</b>   |  |
| 1/4" Short Socket | 4mm, 4.5mm, 5mm, 5.5mm, 6mm, 7mm, 8mm, 9mm, 10mm, 11mm, 12mm, 13mm, 14mm |
| 1/4" x 25L Bit    | SL4, SL5.5, SL6.5, SL7, PH0, PH1, PH2, PZ0                               |
| Extension Bar     | 1/4" x 100L  |
| Ratchet Handle    | 1/4" x 72T & TPR   |
| 1/4" Coupler      |  |



### H20004

#### 42PC 1/4" DRIVE GO-THROUGH ANTI-SLIP SOCKET SET – LOW PROFILE


|                                   |  |
|-----------------------------------|--|
| <b>Material</b>                   | CR-V / S2  |
| <b>Contents</b>                   |  |
| 1/4" x 25L Bit                    | PH0, PH1, PH2, PH2, PH2, PH3, PZ1, PZ2, PZ3, SL5/32, SL3/16, SL1/4, S1, S2, S2, S3, H1/8, H5/32, H3/16, H7/32, H1/4, H3/32, T10, T15, T20, T25, T27, T30, T40, AD1/4 |
| 1/4" GO THROUGH Anti-Slip Sockets | 5mm, 5.5mm, 6mm, 7mm, 8mm, 9mm, 10mm, 11mm, 12mm, 13mm   |
| Extension Bar                     | 1/4" x 100L  |
| 1/4" Ratchet Wrench               | Double Box-End 90T   |



### H20005

#### 46PC 1/4" DRIVE SOCKET SET – METRIC

|                         |  |
|-------------------------|--|
| <b>Material</b>         |  |
| Sockets                 | CR-V   |
| Bits                    | S2   |
| <b>Contents</b>         |  |
| 1/4"- Short Sockets     | 4mm, 4.5mm, 5mm, 5.5mm, 6mm, 7mm, 8mm, 9mm, 10mm, 11mm, 12mm, 13mm, 14mm |
| 1/4"-37L Bits Socket    | H3, H4, H5, H6, H7, H8   |
|                         | SL4, SL5.5, SL7  |
|                         | PH1, PH2, PH3  |
|                         | PZ1, PZ2, PZ3  |
|                         | T10, T15, T20, T25, T30, T40   |
| 1/4"-Bit Adapter        |  |
| 1/4" Spanner            |  |
| Extension Bar           | 1/4" x 50L, 1/4" x 100L  |
| Universal Joint         | 1/4"(F) x 1/4"(M)  |
| 1/4"-Flexible Extension |  |
| 1/4" Sliding T-Handle   |  |
| Ratchet Handle          | 1/4" x 72T & Full TPR  |
| Hex Key                 | 1.27mm, 1.5mm, 2mm, 2.5mm  |



### H30001

#### 15PC 3/8" DRIVE 120mm SOCKET SET - METRIC

|                 |  |
|-----------------|--|
| <b>Material</b> | CR-V   |
| <b>Contents</b> |  |
| 3/8" x 120L     | 6mm, 7mm, 8mm, 9mm, 10mm, 11mm, 12mm, 13mm, 14mm, 15mm, 16mm, 17mm, 18mm, 19mm, 21mm |

**H40022****30 PC 1/2" DRIVE LONG AND SHORT SOCKET SET WITH TPR RATCHET WRENCH – METRIC**

|                        |  |
|------------------------|--|
| <b>Material</b>        | CR-V   |
| <b>Contents</b>        |  |
| 1/2" Short Sockets     | 10mm, 11mm, 12mm, 13mm, 14mm, 15mm, 16mm, 17mm, 18mm, 19mm, 21mm, 22mm, 24mm |
| 1/2" Long Sockets      | 10mm, 11mm, 12mm, 13mm, 14mm, 15mm, 16mm, 17mm, 18mm, 19mm                   |
| Extension Bar          | 1/2" x 125L, 1/2" x 250L   |
| Ratchet Wrench         | 1/2" x 72T & TPR   |
| Sliding T-Handle       |  |
| 1/2" Universal joint   | 1/2"(F) x 1/2"(M)  |
| 1/2" Spark Plug Socket | 13/16" & 5/8"  |

**H30003****58PCS 3/8" SOCKET BIT SET – METRIC**

|                        |  |
|------------------------|--|
| <b>Material</b>        |  |
| Sockets                | CR-V   |
| Bits                   | S2   |
| <b>Contents</b>        |  |
| 3/8" Short Socket      | 6mm, 7mm, 8mm, 9mm, 10mm, 11mm, 12mm, 13mm, 14mm, 15mm, 16mm, 17mm, 18mm, 19mm, 20mm, 21mm,  |
| 3/8" Long Socket       | 10mm, 11mm, 12mm, 13mm, 14mm, 15mm, 17mm, 19mm   |
| 3/8" Spark Plug Socket | 16mm, 21mm   |
| 3/8" x 48L             | H3, H4, H5, H6, H7, H8, H10, SL5.5, SL7, SL8<br>PH1.PH2, PH3, PZ1, PZ2, PZ3, PH4, PZ4<br>T15, T20, T25, T27, T30, T40, T45, T50, T55 |
| Ratchet Handle         | 3/8" x 72T & TPR   |
| Extension Bar          | 3/8" x 75L, 3/8" x 250L  |
| Universal Joint        | 3/8"(F) x 3/8"(M)  |
| Adapter                | 1/2"(F) x 3/8"(M)  |



### H30004


#### 61PC 3/8" DRIVE SOCKET SET – METRIC

##### Material

|         |      |
|---------|------|
| Sockets | CR-V |
| Bits    | S2   |

##### Contents

|                         |  |
|-------------------------|--|
| 3/8" Short Sockets      | 6mm, 7mm, 8mm, 9mm, 10, 11mm, 12mm, 13mm, 14mm, 15mm, 16mm, 17mm, 18mm, 19mm, 20mm, 21mm, 22mm, 24mm |
| 3/8" Long Sockets       | 8mm, 9mm, 10mm, 11mm, 12mm, 13mm, 14mm, 15mm, 17mm, 19mm   |
| 3/8" Spark Plug Sockets | 16mm, 21mm   |
| 3/8" x 48L Bits Socket  | H3, H4, H5, H6, H7, H8, H10  |
|                         | SL5.5, SL7, SL8  |
|                         | PH1, PH2, PH3  |
|                         | PZ1, PZ2, PZ3  |
|                         | T15, T20, T25, T27, T30, T40, T45, T50, T55  |
| 3/8"-Bit Adapter        |  |
| Ratchet Handle          | 3/8" x 72T & Full TPR  |
| Extension Bar           | 3/8" x 75L, 3/8" x 250L  |
| Universal Joint         | 3/8"(F) x 3/8"(M)  |
| Adapter                 | 1/2"(F) x 3/8"(M)  |



### H40001

#### 23PC 1/2" DRIVE ANTI-SLIP RATCHET WRENCH SOCKET SET – METRIC

##### Material

CR-V

##### Contents

|                  |  |
|------------------|--|
| Anti-Slip Socket | 10mm, 11mm, 12mm, 13mm, 14mm, 15mm, 16mm, 17mm, 18mm, 19mm, 20mm, 21mm, 22mm, 23mm, 24mm, 27mm, 30mm, 32mm |
| Extension Bar    | 1/2" x 125L, 1/2" x 250L   |
| Sliding T-Handle |  |
| Universal Joint  | 3/8"(F) x 3/8"(M)  |
| Ratchet Handle   | 1/2" x 72T & TPR   |



### H40002

#### 24PC 1/2" DRIVE SOCKET BIT SET – METRIC

##### Material

Sockets CR-V

##### Contents

|                        |  |
|------------------------|--|
| 1/2" Short Socket      | 10mm, 11mm, 12mm, 13mm, 14mm, 15mm, 16mm, 17mm, 18mm, 19mm, 20mm, 21mm, 22mm, 24mm, 27mm, 30mm, 32mm |
| 1/2" Spark Plug Socket | 16mm, 21mm   |
| Extension Bar          | 1/2" x 125L, 1/2" x 250L   |
| Ratchet Handle         | 1/2" x 72T & TPR   |
| Universal Joint        | 1/2"(F) x 1/2"(M)  |
| Adapter                | 1/2"(F) x 3/8"(M)  |

**H50001****30PC 1/4" & 3/8" DRIVE SOCKET SET – METRIC & SAE****Material**

|         |      |
|---------|------|
| Sockets | CR-V |
|---------|------|

**Contents**

|                        |  |
|------------------------|--|
| 1/4" Short Socket      | 6mm, 7mm, 8mm, 9mm,<br>1/4", 9/32", 5/16", 11/32"                              |
| 3/8" Short Socket      | 13mm, 14mm, 15mm, 16mm, 17mm,<br>18mm, 19mm, 1/2"<br>9/16", 5/8", 11/16", 3/4" |
| 3/8" Long Socket       | 10mm, 11mm, 12mm<br>3/8", 7/16"  |
| Extension Bar          | 3/8" x 75L   |
| Ratchet Handle         | 3/8" x 72T & TPR   |
| 3/8" Spark Plug Socket | 5/8", 13/16"   |
| Adapter                | 3/8"(F) x 1/4"(M)  |

**H50002****7PC 3/8" & 1/2" DRIVE LONG TORX SOCKET SET****Material**

|         |      |
|---------|------|
| Sockets | CR-V |
|---------|------|

**Contents**

|            |                 |
|------------|-----------------|
| 3/8" x 50L | E6, E7, E8, E10 |
| 1/2" x 60L | E12, E14, E16   |

**H60001****84PC 1/4" & 1/2" DRIVE SOCKET SET – METRIC & SAE****Material**

|         |      |
|---------|------|
| Sockets | CR-V |
|---------|------|

**Bits**

S2

**Contents**

|                        |  |
|------------------------|--|
| 1/4" Short Socket      | 4mm, 4.5mm, 5mm, 5.5mm, 6mm,<br>7mm, 8mm, 9mm, 10mm, 11mm,<br>12mm, 13mm, 14mm             |
| Combination Wrenche    | 10mm, 12mm, 13mm, 14mm, 16mm,<br>3/8", 7/16", 1/2", 9/16", 5/8"                            |
| 1/2" Short Socket      | 14mm, 15mm, 16mm, 17mm, 18mm,<br>19mm, 20mm, 22mm, 24mm, 27mm,<br>30mm, 32mm               |
| 1/2" Spark Plug Socket | 16mm, 21mm   |
| 1/2" Coupler           |  |
| 5/16" x 30L Bit        | SL8, SL10, SL12, H7, H8, H10, H12,<br>H14  |
|                        | PH3, PH4, PZ3, PZ4, T40, T45, T50,<br>T55, T60   |
| Extension Bar          | 1/2" x 125L, 1/2" x 250L<br>1/4" x 50L, 1/4" x 100L  |
| Adapter                | 3/8"(F) x 1/4"(M)  |
| 1/4" Spanner           |  |
| 1/4" Sliding T-Handle  |  |
| Universal Joint        | 1/2"(F) x 1/2"(M)<br>1/4"(F) x 1/4"(M)   |
| Ratchet Handle         | 1/2" x 72T & TPR<br>1/4" x 72T & TPR   |
| 1/4" x 37L Bit Socket  | SL4, SL5.5, SL7, H3, H4, H5, H6,<br>PH1, PH2, PZ1, PZ2, T7, T8, T10,<br>T15, T20, T25, T30 |



### H60011

#### 92PC 1/4" & 1/2" DRIVE SOCKET SET – METRIC

##### Material

|         |      |
|---------|------|
| Sockets | CR-V |
| Bits    | S2   |

##### Contents

|                        |  |
|------------------------|--|
| 1/4" Short Socket      | 4mm, 4.5mm, 5mm, 5.5mm, 6mm, 7mm, 8mm, 9mm, 10mm, 11mm, 12mm, 13mm, 14mm                             |
| 1/4" Long Socket       | 6mm, 7mm, 8mm, 9mm, 10mm, 11mm, 12mm, 13mm   |
| 1/2" Short Socket      | 10mm, 11mm, 12mm, 13mm, 14mm, 15mm, 16mm, 17mm, 18mm, 19mm, 21mm, 20mm, 22mm, 24mm, 27mm, 30mm, 32mm |
| 1/2" Long Socket       | 14mm, 15mm, 17mm, 19mm   |
| 1/2" Spark Plug Socket | 16mm, 21mm   |
| Adapter                | 1/2"(F) x 3/8"(M)  |
| 1/2" Coupler           |  |
| Extension Bar          | 1/2" x 125L, 1/2" x 250L<br>1/4" x 50L, 1/4" x 100L  |
| 1/4" Spanner           |  |
| 1/4" Sliding T-Handle  |  |
| Universal Joint        | 1/2"(F) x 1/2"(M)<br>1/4"(F) x 1/4"(M)   |
| Ratchet Handle         | 1/2" x 72T & TPR<br>1/4" x 72T & TPR   |
| 1/4" x 37L Bit Socket  | SL4, SL5.5, SL7, H3, H4, H5, H6, PH1, PH2, PZ1, PZ2<br>T8, T10, T15, T20, T25, T30                   |
| 5/16" x 30L Bit        | SL8, SL10, SL12, H7, 8, H10, H12, H14<br>PH3, PH4, PZ3, PZ4, T40, T45, T50, T55                      |
| Hex Key Wrench (Short) | 1.5mm, 2mm, 2.5mm  |



### H60002

#### 107PC 1/4" & 1/2" DRIVE SOCKET SET – METRIC

##### Material

|         |      |
|---------|------|
| Sockets | CR-V |
| Bits    | S2   |

##### Contents

|                        |  |
|------------------------|--|
| 1/4" Short Socket      | 4mm, 4.5mm, 5mm, 5.5mm, 6mm, 7mm, 8mm, 9mm, 10mm, 11mm, 12mm, 13mm, 14mm<br>E4, E5, E6, E7, E8   |
| 1/4" Long Socket       | 6mm, 7mm, 8mm, 9mm, 10mm, 11mm, 12mm, 13mm   |
| 1/2" Short Socket      | 10mm, 11mm, 12mm, 13mm, 14mm, 15mm, 16mm, 17mm, 18mm, 19mm, 20mm, 21mm, 22mm, 24mm, 27mm, 30mm, 32mm<br>E10, E11, E12, E14, E16, E18, E20, E24 |
| 1/2" Long Socket       | 14mm, 15mm, 17mm, 19mm, 21mm   |
| 1/2" Spark Plug Socket | 16mm, 21mm   |
| 1/2" Coupler           |  |
| Extension Bar          | 1/2" x 125L, 1/2" x 250L<br>1/4" x 50L, 1/4" x 100L  |
| 1/4" Spanner           |  |
| 1/4" Sliding T-Handle  |  |
| Universal Joint        | 1/2"(F) x 1/2"(M)<br>1/4"(F) x 1/4"(M)   |
| Ratchet Handle         | 1/2" x 72T & TPR<br>1/4" x 72T & TPR   |
| 1/4" x 37L Bit Socket  | SL4, SL5.5, SL7, H3, H4, H5, H6, PH1, PH2, PZ1, PZ2<br>T7, T8, T10, T15, T20, T25, T30   |
| 5/16" x 30L Bit        | SL8, SL10, SL12, H7, H8, H10, H12, H14<br>PH3, PH4, PZ3, PZ4, T40, T45, T50, T55, T60  |
| Hex Key Wrench (Short) | 1.5mm, 2mm, 2.5mm  |

**H90001****28PC 1/4", 3/8" & 1/2" DRIVE TORX SOCKET SET****Material**

|         |      |
|---------|------|
| Sockets | CR-V |
|---------|------|

**Contents**

|            |   |
|------------|---|
| 1/4" x 25L | E4, E5, E6, E7, E8, E10, E11                          |
| 3/8" x 28L | E4, E5, E6, E7, E8, E10, E11, E12, E14, E16, E18, E20 |
| 1/2" x 38L | E10, E11, E12, E14, E16, E18, E20, E22, E24           |

**H90002****171PC 1/4", 3/8" & 1/2" DRIVE SOCKET SET****Material**

|         |            |
|---------|------------|
| Sockets | CR-V       |
| Bits    | S2 or 6150 |

**Contents**

|                        |  |
|------------------------|--|
| 1/4" Short Socket      | 4mm, 4.5mm, 5mm, 5.5mm, 6mm, 7mm, 8mm, 9mm, 10mm, 11mm, 12mm, 13mm, 14mm<br>E4, E5, E6, E7, E8                   |
| 1/4" Long Socket       | 4mm, 5mm, 6mm, 7mm, 8mm, 9mm, 10mm   |
| 3/8" Short Socket      | 10mm, 11mm, 12mm, 13mm, 14mm, 15mm, 16mm, 17mm, 18mm, 19mm<br>E10, E11, E12, E14, E16, E18                       |
| 3/8" Long Socket       | 10mm, 11mm, 12mm, 13mm, 14mm, 15mm   |
| 3/8" Spark Plug Socket | 18mm   |
| 1/2" Short Socket      | 10mm, 11mm, 12mm, 13mm, 14mm, 15mm, 16mm, 17mm, 18mm, 19mm, 20mm, 21mm, 22mm, 24mm, 27mm, 30mm, 32mm<br>E20, E24 |
| 1/2" Long Socket       | 16mm, 17mm, 18mm, 19mm, 21mm   |
| 1/2" Spark Plug Socket | 16mm, 21mm   |
| Extension Bar          | 1/2" x 125L, 1/2" x 250L<br>3/8" x 125L,<br>1/4" x 50L, 1/4" x 100L  |

|                        |   |
|------------------------|---|
| 1/4" Spanner           |   |
| Ratchet Handle         | 1/4", 3/8", 1/2"  |
| Universal Joint        | 1/4"(F) x 1/4"(M)<br>3/8"(F) x 3/8"(M)<br>1/2"(F) x 1/2"(M) |
| 1/4" Sliding T-Handle  |   |
| Coupler                | 1/4"<br>3/8"<br>1/2"  |
| Hex Key Wrench (Short) | 1.27mm, 1.5mm, 2mm, 2.5mm, 3mm, 4mm, 5mm                    |
| Adapter                | 1/2"(F) x 3/8"(M)   |
| 1/4" x 37L Bit Socket  | SL4, SL5.5, SL6.5, SL7                                      |
|                        | H3, H4, H5, H6  |
|                        | PH0, PH1, PH2, PZ0, PZ1, PZ2                                |
|                        | T8, T9, T10, T15, T20, T25, T27, T30                        |
|                        | T8H, T9H, T10H, T15H, T20H, T25H, T27H, T30H                |
| 5/16" x 30L Bit        | SL8, SL10, SL12, H7, H8, H10, H12, H14                      |
|                        | PH3, PH4, PZ3, PZ4, T40, T45, T50, T55, T60, T70            |
|                        | T40H, T45H, T50H, T55H, T60H, T70H                          |
| 1/4" x 25L Bit         | RM5, RM6, RM7, RM8, RM9                                     |
|                        | T5, T6, T7, T7H, M5, M6, M8                                 |
|                        | TS10, TS15, TS20, TS25, TS27, TS30, TS40, TS45              |





**M30002**

**12PC 3/8" DRIVE LONG & SHORT IMPACT SOCKET SET – METRIC**

|                          |                                    |
|--------------------------|------------------------------------|
| <b>Material</b>          | CR-MO                              |
| <b>Contents</b>          |                                    |
| 3/8" x 30L Impact Socket | 10mm, 11mm, 12mm, 14mm, 16mm, 18mm |
| 3/8" x 60L Impact Socket | 10mm, 11mm, 12mm, 14mm, 16mm, 18mm |



**M30009**

**11PC 3/8" DRIVE SEMI-DEEP THIN WALL IMPACT SOCKET SET – METRIC**

|                          |  |
|--------------------------|--|
| <b>Material</b>          | CR-MO  |
| <b>Contents</b>          |  |
| 3/8" x 45L Impact Socket | 8mm, 9mm, 10mm, 11mm, 12mm, 13mm, 14mm, 15mm, 16mm, 17mm, 18mm |



**M30007**

**15PC 3/8" DRIVE 120L IMPACT SOCKET SET – METRIC**

|                           |  |
|---------------------------|--|
| <b>Material</b>           | CR-MO  |
| <b>Contents</b>           |  |
| 3/8" x 120L Impact Socket | 6mm, 7mm, 8mm, 9mm, 10mm, 11mm, 12mm, 13mm, 14mm, 15mm, 16mm, 17mm, 18mm, 19mm, 21mm |



**MB30012**

**27PC 3/8" DRIVE IMPACT BIT SOCKET SET – HEX / TORX / XYN**

|                       |   |
|-----------------------|---|
| <b>Material</b>       | CR-MO   |
| <b>Contents</b>       |   |
| 3/8" x 60L Impact Bit | T25, T30, T40, T45, T50, T55, T60, T70, T80<br>M5, M6, M8, M9, M10, M12, M14, M16, M18<br>H5, H6, H7, H8, H10, H12, H14, H17, H19 |



### MS30010

#### 12PC 3/8" SWIVEL IMPACT SOCKET SET – METRIC

|                 |  |
|-----------------|--|
| <b>Material</b> |  |
|                 | CR-MO  |
| <b>Contents</b> |  |
| Socket          | 10mm, 11mm, 12mm, 13mm, 14mm, 15mm, 16mm, 17mm, 18mm, 19mm |
| Extension Bar   | 3/8" x 75L   |
| Swivel Adapter  | 3/8"(F) x 3/8"(M)  |



### MS30012

#### 13PC 3/8" SWIVEL IMPACT SOCKET SET – SAE

|                 |   |
|-----------------|---|
| <b>Material</b> |   |
|                 | CR-MO   |
| <b>Contents</b> |   |
| Socket          | 5/16", 3/8", 7/16", 1/2", 9/16", 5/8", 11/16", 3/4", 13/16", 7/8", 15/16", 1" |
| Swivel Adapter  | 3/8"(F) x 3/8"(M)   |

### MS30001

#### 6PC 3/8" DRIVE 10" LONG SWIVEL IMPACT SOCKET SET WITH LOCKING MECHANISM

|                 |                                   |
|-----------------|-----------------------------------|
| <b>Material</b> |                                   |
|                 | CR-MO                             |
| <b>Contents</b> |                                   |
| 3/8" x 250L     | 8mm, 10mm, 12mm, 13mm, 14mm, 15mm |



**MG40002**

**11PC 1/2" & 22mm DRIVE GO-THROUGH IMPACT SOCKET SET – SAE**

**Material**

CR-MO

**Contents**

|               |  |
|---------------|--|
| Go-Through    | 3/8", 7/16", 1/2", 9/16", 5/8", 11/16" |
| Impact Socket | 3/4", 13/16", 7/8", 15/16", 1"         |



**MG40001**

**15PC 1/2" & 22mm DRIVE GO-THROUGH IMPACT SOCKET SET – METRIC**

**Material**

CR-MO

**Contents**

|               |   |
|---------------|---|
| Go-Through    | 10mm, 11mm, 12mm, 13mm, 14mm, 15mm, 16mm, 17mm, 18mm, 19mm, |
| Impact Socket | 20mm, 21mm, 22mm, 23mm, 24mm                                |



**M40001**  
**10PC 1/2" DRIVE IMPACT SOCKET SET – METRIC**

|                             |   |
|-----------------------------|---|
| <b>Material</b>             |   |
|                             | CR-MO   |
| <b>Contents</b>             |   |
| 1/2" x 38L<br>Impact Socket | 12mm, 13mm, 14mm, 15mm, 16mm,<br>17mm, 18mm, 19mm, 21mm, 22mm |



**M40006**  
**10PC 1/2" DRIVE LONG IMPACT SOCKET SET – METRIC**

|                             |   |
|-----------------------------|---|
| <b>Material</b>             |   |
|                             | CR-MO   |
| <b>Contents</b>             |   |
| 1/2" x 78L<br>Impact Socket | 12mm, 13mm, 14mm, 15mm, 16mm,<br>17mm, 18mm, 19mm, 21mm, 22mm |



**M40011**  
**10PC 1/2" DRIVE DEEP WELL IMPACT SOCKET SET – METRIC**

|                             |   |
|-----------------------------|---|
| <b>Material</b>             |   |
|                             | CR-MO   |
| <b>Contents</b>             |   |
| 1/2" x 78L<br>Impact Socket | 13mm, 14mm, 16mm, 17mm, 18mm,<br>19mm, 21mm, 22mm, 24mm, 27mm |



**M40007**  
**14PC 1/2" DRIVE SEMI-DEEP THIN WALL IMPACT SOCKET SET – METRIC**

|                       |  |
|-----------------------|--|
| <b>Material</b>       |  |
|                       | CR-MO  |
| <b>Contents</b>       |  |
| 1/2"<br>Impact Socket | 10mm, 11mm, 12mm, 14mm, 15mm, 16mm,<br>17mm, 18mm, 19mm, 21mm, 22mm, 24mm,<br>27mm, 30mm |



**M40002**  
**14PC 1/2" DRIVE 120L DEEP IMPACT SOCKET SET – METRIC**

|                           |  |
|---------------------------|--|
| <b>Material</b>           |  |
|                           | CR-V / CR-MO   |
| <b>Contents</b>           |  |
| 1/2" x 120L Impact Socket | 10mm, 12mm, 13mm, 14mm, 15mm, 17mm, 18mm, 19mm, 21mm, 22mm, 24mm, 27mm, 30mm, 32mm |



**MM40001**  
**24 PC 1/2" DRIVE IMPACT SOCKET SET – METRIC**

|                   |  |
|-------------------|--|
| <b>Material</b>   |  |
|                   | CR-MO  |
| <b>Contents</b>   |  |
| 1/2" Short Socket | 10mm, 11mm, 12mm, 13mm, 14mm, 15mm, 16mm, 17mm, 18mm, 19mm, 21mm, 22mm, 24mm, 27mm, 30mm, 32mm |
| 1/2" Long Socket  | 17mm, 19mm, 21mm, 22mm   |
| Extension Bar     | 1/2" x 75L, 1/2" x 125L, 1/2" x 250L   |
| Swivel Adapter    | 1/2"(F) x 1/2"(M)  |



**M40008**  
**8PC 1/2" DRIVE 12" LONG IMPACT SOCKET SET – METRIC**

|                           |  |
|---------------------------|--|
| <b>Material</b>           |  |
|                           | CR-MO  |
| <b>Contents</b>           |  |
| 1/2" x 300L Impact Socket | 10mm, 12mm, 14mm, 16mm, 17mm, 18mm, 19mm, 21mm |



**MB40004**  
**8PC 1/2" DRIVE IMPACT BIT SOCKET SET – HEX**

|                       |                                     |
|-----------------------|-------------------------------------|
| <b>Material</b>       |                                     |
|                       | CR-MO                               |
| <b>Contents</b>       |                                     |
| 1/2" x 78L Impact Bit | H5, H6, H8, H10, H12, H14, H17, H19 |



### MB40005

#### 7PC 1/2" DRIVE IMPACT BIT SOCKET SET – TORX

|                       |                                   |
|-----------------------|-----------------------------------|
| <b>Material</b>       |                                   |
|                       | CR-MO                             |
| <b>Contents</b>       |                                   |
| 1/2" x 78L Impact Bit | T30, T40, T45, T50, T55, T60, T70 |



### MB40006

#### 8PC 1/2" DRIVE IMPACT BIT SOCKET SET – XZN

|                       |                                     |
|-----------------------|-------------------------------------|
| <b>Material</b>       |                                     |
|                       | CR-MO                               |
| <b>Contents</b>       |                                     |
| 1/2" x 78L Impact Bit | M5, M6, M8, M10, M12, M14, M16, M18 |



### MB40007

#### 10PC 1/2" DRIVE EXTRA LONG IMPACT BIT SOCKET SET – HEX

|                        |   |
|------------------------|---|
| <b>Material</b>        |   |
|                        | CR-MO                                       |
| <b>Contents</b>        |   |
| 1/2" x 150L Impact Bit | H5, H6, H7, H8, H9, H10, H11, H12, H13, H14 |



**MB40009**  
**10PC 1/2" DRIVE EXTRA LONG IMPACT BIT SOCKET SET – TORX**

|                        |  |
|------------------------|--|
| <b>Material</b>        |  |
|                        | CR-MO  |
| <b>Contents</b>        |  |
| 1/2" x 150L Impact Bit | T20, T25, T27, T30, T40, T45, T50, T55, T60, T70 |



**MB40008**  
**7PC 1/2" DRIVE EXTRA LONG IMPACT BIT SOCKET SET – XZN**

|                        |                                |
|------------------------|--------------------------------|
| <b>Material</b>        |                                |
|                        | CR-MO                          |
| <b>Contents</b>        |                                |
| 1/2" x 150L Impact Bit | M5, M6, M8, M10, M12, M14, M16 |



### MB40002

#### 11PC 1/2" DRIVE IMPACT BIT SOCKET SET – BALL-END HEX / METRIC

##### Material

CR-MO

##### Contents

1/2" x 78L Impact Socket WH6, WH7, WH8, WH10, WH12, WH14, WH15, WH17, WH18, WH19, WH22



### MB40003

#### 11PC 1/2" DRIVE IMPACT BIT SOCKET SET – BALL-END HEX / SAE

##### Material

CR-MO

##### Contents

1/2" x 78L Impact Socket WH1/4", WH9/32", WH5/16", WH3/8", WH7/16", WH1/2", WH9/16", WH5/8", WH11/16", WH3/4", WH7/8"



### MS40001

#### 14PC 1/2" DRIVE SWIVEL IMPACT SOCKET SET – SAE

##### Material

CR-MO

##### Contents

Socket 1/2", 9/16", 5/8", 11/16", 3/4", 13/16", 7/8", 1", 1-1/16", 1-1/8", 1-3/16", 1-1/4  
Swivel Adapter 1/2"(F) x 1/2"(M)



### MS40002

#### 15PC 1/2" DRIVE SWIVEL IMPACT SOCKET SET – METRIC

##### Material

CR-MO

##### Contents

Socket 12mm, 13mm, 14mm, 15mm, 16mm, 17mm, 18mm, 19mm, 20mm, 21mm, 22mm, 23mm, 24mm  
Extension Bar 1/2" x 75L  
Swivel Adapter 1/2"(F) x 1/2"(M)



**MS40003**

**7PC 1/2" IMPACT SWIVEL 12 PT SPLINE 5" LONG SOCKET SET – SAE**

**Material**

CR-MO

**Contents**

|                           |   |
|---------------------------|---|
| 1/2" x 127L Impact Socket | 5/16", 3/8", 7/16", 1/2", 9/16", 11/16", 3/4" |
|---------------------------|---|

**MS40004**

**9PC 1/2" IMPACT SWIVEL 12 PT SPLINE 5" LONG SOCKET SET – METRIC**

**Material**

CR-MO

**Contents**

|                           |   |
|---------------------------|---|
| 1/2" x 127L Impact Socket | 8mm, 10mm, 11mm, 12mm, 13mm, 14mm, 15mm, 16mm, 17mm |
|---------------------------|---|

**MM40003**

**9PC 1/2" DRIVE TORQUE STICK AND PROTECTIVE SLEEVE SOCKET SET – METRIC**

**Material**

CR-MO

**Contents**

|                          |   |
|--------------------------|---|
| 1/2" x 195L Torque Stick | 65FtLbs, 90Nm Green<br>80FtLbs, 110Nm Yellow<br>100FtLbs, 135Nm Blue<br>120FtLbs, 160Nm Grey<br>140FtLbs, 190Nm White |
| 1/2" X 85L Impact Socket | COLOR ED-COATING 17mm, 19mm, 21mm, 22mm   |

**ME40001**

**10PC 1/2" DRIVE IMPACT TORQUE EXTENSION BAR**

**Material**

CR-MO

**Contents**

|                          |  |
|--------------------------|--|
| 1/2" x 195L Torque Stick | 65FtLbs, 90Nm Green<br>75FtLbs, 100Nm Black<br>80FtLbs, 110Nm Yellow<br>90FtLbs, 120Nm Red<br>100FtLbs, 135Nm Blue<br>110FtLbs, 150Nm Orange<br>120FtLbs, 160Nm Grey<br>130FtLbs, 175Nm Brown<br>140FtLbs, 190Nm White<br>150FtLbs, 200Nm Light Blue |
|--------------------------|--|



**M40010**  
**10PC 1/2" DRIVE WHEEL LUG IMPACT SOCKET SET – PROTECTIVE SLEEVE**

|                             |  |
|-----------------------------|--|
| <b>Material</b>             |  |
|                             | CR-MO / PP   |
| <b>Contents</b>             |  |
| 1/2" X 85L<br>Impact Socket | 3/4", 13/16", 7/8", 15/16", 1", 1-1/16",<br>17mm, 19mm, 21mm, 22mm |



**M40012**  
**5PC 1/2 DRIVE 150L LONG LUG NUT IMPACT SOCKET SET WITH PROTECTIVE SLEEVE AND NUT**

|                              |                              |
|------------------------------|------------------------------|
| <b>Material</b>              |                              |
|                              | CR-MO / PP                   |
| <b>Contents</b>              |                              |
| 1/2" x 150L<br>Impact Socket | 15mm, 17mm, 19mm, 21mm, 22mm |



**M40014**  
**5PC 1/2" IMPACT 12 PT SPLINE 5" LONG SOCKET SET**

|                              |                              |
|------------------------------|------------------------------|
| <b>Material</b>              |                              |
|                              | CR-MO                        |
| <b>Contents</b>              |                              |
| 1/2" x 127L<br>Impact Socket | 1/2", 10mm, 12mm, 13mm, 14mm |



**M40013**  
**8PC 1/2" DRIVE 150L LONG IMPACT SOCKET SET – METRIC**

|                              |   |
|------------------------------|---|
| <b>Material</b>              |   |
|                              | CR-MO   |
| <b>Contents</b>              |   |
| 1/2" x 150L<br>Impact Socket | 14mm, 15mm, 16mm, 17mm, 19mm, 21mm,<br>22mm, 24mm |

**MM70001****39PC 3/8" & 1/2" DRIVE IMPACT SOCKET SET – METRIC / SAE**

| <b>Material</b> |  |
|-----------------|--|
|                 | CR-MO  |
| <b>Contents</b> |  |
| 3/8" x 30L      | 8mm (5/16"), 9mm, 10mm, 12mm, 13mm, 14mm, 16mm (5/8"), 17mm                                    |
|                 | 3/8", 7/16 ( 11mm ), 1/2", 9/16", 11/16", 3/4 (19mm)   |
| 1/2" x 38L      | 10mm, 11mm (7/16"), 12mm, 13mm, 14mm, 15mm, 16mm (5/8"), 17mm, 18mm, 21mm, 24mm (15/16")       |
| 1/2" x 78L      | 1/2", 9/16", 11/16", 3/4" (19mm), 13/16" 7/8" (22mm), 1", 1-1/16" (27mm), 1-1/8" 1-1/4" (32mm) |
| Adapter         | 3/8"(F) x 1/2"(M)<br>1/2"(F) x 3/8"(M)   |
| Extension Bar   | 3/8" x 75L<br>1/2" x 75L   |

**M740002****33PC 3/8" & 1/2" DRIVE IMPACT SOCKET SET – METRIC**

| <b>Material</b> |  |
|-----------------|--|
|                 | CR-MO  |
| <b>Contents</b> |  |
| 3/8" Socket     | 8mm, 10mm, 11mm, 12mm, 13mm, 14mm, 15mm, 16mm, 17mm, 18mm, 19mm                                |
| 1/2" Socket     | 10mm, 11mm, 12mm, 13mm, 14mm, 15mm, 16mm, 17mm, 18mm, 19mm, 21mm, 22mm, 24mm, 27mm, 30mm, 32mm |
| Extension Bar   | 3/8" x 75L<br>1/2" x 125L  |
| Swivel Adapter  | 3/8"(F) x 3/8"(M)<br>1/2"(F) x 1/2"(M)   |

**M60007****6PC 3/4" DRIVE JUMBO LUG NUT SET – METRIC**

| <b>Material</b>          |                                    |
|--------------------------|------------------------------------|
|                          | CR-MO                              |
| <b>Contents</b>          |                                    |
| 3/4" x 73L Impact Socket | 52mm, 54mm, 55mm, 56mm, 60mm, 63mm |





**M60002**  
**6PC 3/4" DRIVE IMPACT SOCKET SET – METRIC**

|                    |                                    |
|--------------------|------------------------------------|
| <b>Material</b>    |                                    |
|                    | CR-MO                              |
| <b>Contents</b>    |                                    |
| 3/4" Impact Socket | 32mm, 36mm, 41mm, 46mm, 50mm, 55mm |



**M60003**  
**7PC 3/4" DRIVE IMPACT SOCKET SET – SAE**

|                    |  |
|--------------------|--|
| <b>Material</b>    |  |
|                    | CR-MO  |
| <b>Contents</b>    |  |
| 3/4" Impact Socket | 1", 1-1/16", 1-1/8", 1-1/4", 1-3/8", 1-7/16", 1-1/2" |



**M60005**  
**8PC 3/4" DRIVE LONG IMPACT SOCKET SET – SAE**

|                          |  |
|--------------------------|--|
| <b>Material</b>          |  |
|                          | CR-MO  |
| <b>Contents</b>          |  |
| 3/4" x 90L Impact Socket | 1", 1-1/8", 1-1/4", 1-5/16", 1-7/16", 1-1/2", SQ3/4", SQ13/16" |



**M60006**  
**9PC 3/4" DRIVE LONG IMPACT SOCKET SET – METRIC**

|                          |  |
|--------------------------|--|
| <b>Material</b>          |  |
|                          | CR-MO  |
| <b>Contents</b>          |  |
| 3/4" x 90L Impact Socket | 19mm, 22mm, 24mm, 27mm, 30mm, 32mm, 35mm, 38mm, 41mm |



**M60004**  
9PC 3/4" DRIVE IMPACT SOCKET SET – METRIC

|                    |  |
|--------------------|--|
| <b>Material</b>    |  |
|                    | CR-MO  |
| <b>Contents</b>    |  |
| 3/4" Impact Socket | 19mm, 22mm, 24mm, 27mm, 30mm, 32mm, 36mm, 41mm, 46mm |



**M60008**  
9PC 3/4" DRIVE IMPACT SOCKET SET HEAVY DUTY – METRIC

|                          |  |
|--------------------------|--|
| <b>Material</b>          |  |
|                          | CR-MO  |
| <b>Contents</b>          |  |
| 3/4" x 90L Impact Socket | 24mm, 29mm, 32mm, 35mm, 38mm, 42mm, 44mm, 46mm, 50mm |



**M60001**  
10PC 3/4" DRIVE LONG IMPACT SOCKET SET – METRIC

|                          |  |
|--------------------------|--|
| <b>Material</b>          |  |
|                          | CR-MO  |
| <b>Contents</b>          |  |
| 3/4" x 90L Impact Socket | 19mm, 22mm, 24mm, 27mm, 30mm, 32mm, 35mm, 36mm, SQ19, SQ21 |



**B30001**  
26PC 3/8" DRIVE BIT SOCKET SET – XZN

| <b>Material</b> |                                    |
|-----------------|------------------------------------|
| Sockets         | CR-V                               |
| Bits            | S2 or 6150                         |
| <b>Contents</b> |                                    |
| 3/8" x 48L      | M5, M6, M8, M9, M10, M12, M14, M16 |
| 3/8" x 93L      | M5, M6, M8, M9, M10, M12, M14      |
| 3/8" x 133L     | M5, M6, M8, M9, M10, M12, M14      |
| 3/8" x 193L     | M8, M10, M12, M14                  |



**B30002**  
30PC 3/8" DRIVE BIT SOCKET SET – HEX

| <b>Material</b> |   |
|-----------------|---|
| Sockets         | CR-V                                    |
| Bits            | S2 or 6150                              |
| <b>Contents</b> |   |
| 3/8" x 48L      | H5, H6, H7, H8, H10, H12, H14, H17, H19 |
| 3/8" x 93L      | H5, H6, H7, H8, H10, H11, H12, H13      |
| 3/8" x 133L     | H5, H6, H7, H8, H10, H12, H14           |
| 3/8" x 193L     | H5, H6, H7, H8, H10, H12                |



**B30003**  
32PC 3/8" DRIVE BIT SOCKET SET – TORX

| <b>Material</b> |  |
|-----------------|--|
| Sockets         | CR-V   |
| Bits            | S2 or 6150                                       |
| <b>Contents</b> |  |
| 3/8" x 48L      | T20, T25, T27, T30, T40, T45, T50, T55, T60, T70 |
| 3/8" x 93L      | T20, T25, T27, T30, T40, T45, T50, T55, T60, T70 |
| 3/8" x 133L     | T40, T45, T50, T55, T60, T70                     |
| 3/8" x 193L     | T40, T45, T50, T55, T60, T70                     |



**B40001**  
26PC 1/2" DRIVE BIT SOCKET SET – XZN

| <b>Material</b> |                                    |
|-----------------|------------------------------------|
| Sockets         | CR-V                               |
| Bits            | S2 or 6150                         |
| <b>Contents</b> |                                    |
| 1/2" x 55L      | M5, M6, M8, M9, M10, M12, M14, M16 |
| 1/2" x 100L     | M5, M6, M8, M9, M10, M12, M14      |
| 1/2" x 140L     | M5, M6, M8, M9, M10, M12, M14      |
| 1/2" x 200L     | M8, M10, M12, M14                  |



**B40002**  
**30PC 1/2" DRIVE BIT SOCKET SET – HEX**

| <b>Material</b> |   |
|-----------------|---|
| Sockets         | CR-V                                    |
| Bits            | S2 or 6150                              |
| <b>Contents</b> |   |
| 1/2" x 55L      | H5, H6, H7, H8, H10, H12, H14, H17, H19 |
| 1/2" x 100L     | H5, H6, H7, H8, H10, H11, H12, H13      |
| 1/2" x 140L     | H5, H6, H7, H8, H10, H12, H14           |
| 1/2" x 200L     | H5, H6, H7, H8, H10, H12                |



**B40005**  
**32PC 1/2" DRIVE BIT SOCKET SET – HEX**

| <b>Material</b> |  |
|-----------------|--|
| Sockets         | CR-V                                   |
| Bits            | S2 or 6150                             |
| <b>Contents</b> |  |
| 1/2" x 55L      | M5, M6, M7, M8, M9, M10, M12, M13, M14 |
| 1/2" x 100L     | M5, M6, M7, M8, M9, M10, M12, M13, M14 |
| 1/2" x 140L     | M8, M9, M10, M10.3, M12, M13, M14      |
| 1/2" x 200L     | M8, M9, M10, M10.3, M12, M13, M14      |



**B40004**  
**32PC 1/2" DRIVE BIT SOCKET SET – TORX**

| <b>Material</b> |  |
|-----------------|--|
| Sockets         | CR-V   |
| Bits            | S2 or 6150                                       |
| <b>Contents</b> |  |
| 1/2" x 55L      | T20, T25, T27, T30, T40, T45, T50, T55, T60, T70 |
| 1/2" x 100L     | T20, T25, T27, T30, T40, T45, T50, T55, T60, T70 |
| 1/2" x 140L     | T40, T45, T50, T55, T60, T70                     |
| 1/2" x 200L     | T40, T45, T50, T55, T60, T70                     |



**B40003**  
**36PC 1/2" DRIVE BIT SOCKET SET – HEX/TORX/XZN**

| <b>Material</b> |  |
|-----------------|--|
| Sockets         | CR-V   |
| Bits            | S2 or 6150                                       |
| <b>Contents</b> |  |
| TORX            | T20, T25, T27, T30, T40, T45, T50, T55, T60, T70 |
| XZN             | M5, M6, M8, M9, M10, M12, M14, M16               |
| HEX             | H5, H6, H7, H8, H10, H12, H14, H17, H19          |
| SPLINE          | M5, M6, M7, M8, M9, M10, M12, M13, M14           |



**B90001**  
10PC 1/4", 3/8" & 1/2" DRIVE BIT SOCKET SET – XZN

**Material**

|         |      |
|---------|------|
| Sockets | CR-V |
| Bits    | S2   |

**Contents**

|            |                       |
|------------|-----------------------|
| 1/4" x 38L | M4, M5, M6            |
| 3/8" x 48L | M8, M9, M10, M12, M14 |
| 1/2" x 55L | M16, M18              |



**B90002**  
13PC 1/4", 3/8" & 1/2" DRIVE BIT SOCKET SET – HEX

**Material**

|         |      |
|---------|------|
| Sockets | CR-V |
| Bits    | S2   |

**Contents**

|            |                                |
|------------|--------------------------------|
| 1/4" x 38L | H2, H2.5, H3, H4, H5, H5.5, H6 |
| 3/8" x 48L | H7, H8, H9, H10, H12           |
| 1/2" x 55L | H14                            |



**B90003**  
36PC 1/4", 3/8" & 1/2" DRIVE BIT SOCKET SET – TORX / E-SOCKET

**Material**

|         |      |
|---------|------|
| Sockets | CR-V |
| Bits    | S2   |

**Contents**

|            |  |
|------------|--|
| 1/4" x 37L | T8, T9, T10, T15, T20, T25, T27, T30<br>T8H, T9H, T10H, T15H, T20H, T25H, T27H, T30H |
| 3/8" x 48L | T40, T45, T47, T50, T55<br>T40H, T45H, T50H, T55H                                    |
| 1/2" x 55L | T60  |
| E Sockets  | 1/4"- E4, E5, E6, E7, E8<br>3/8"- E10, E12, E14, E16<br>1/2"- E18                    |



**B90004**  
62PC 1/4", 3/8" & 1/2" DRIVE BIT SOCKET SET – TORX / E-SOCKET

**Material**

|         |      |
|---------|------|
| Sockets | CR-V |
| Bits    | S2   |

**Contents**

|            |   |
|------------|---|
| 1/4" x 37L | T6, T7, T8, T9, T10, T15, T20, T25, T27, T30<br>T6H, T7H, T8H, T9H, T10H, T15H, T20H, T25H, T27H, T30H<br>TP8, TP10, TP15, TP20, TP25, TP27, TP30 |
| 3/8" x 48L | T40, T45, T47, T50, T55<br>T40H, T45H, T47H, T50H, T55H<br>TP40, TP45, TP50, TP55   |
| 1/2" x 55L | T60, T70<br>T60H, T70H<br>TP60  |
| E Socket   | 1/4"- E4, E5, E6, E7, E8<br>3/8"- E10, E11, E12, E14, E16<br>1/2"- E18, E20, E22, E24   |





### **B90005**

#### **84PC 1/4", 3/8" & 1/2" DRIVE BIT SOCKET SET – TORX / HEX / E-SOCKET / BALL-END**

##### **Material**

|         |      |
|---------|------|
| Sockets | CR-V |
| Bits    | S2   |

##### **Contents**

|             |   |
|-------------|---|
| 1/4" x 37L  | T8, T10, T15, T20, T25, T27             |
|             | T8H, T10H, T15H, T20H, T25H, T27H, T30H |
|             | H2.5, H3, H4, H5, H6                    |
|             | H1/8, H9/64, H5/32, H3/16, H7/32, H1/4  |
| 3/8" x 48L  | T30, T40, T45, T50, T55                 |
|             | T40H, T45H, T50H, T55H                  |
|             | H6, H7, H8, H9, H10                     |
|             | H7/32, H5/16, H3/8                      |
| 1/2" x 55L  | T60, T60H                               |
|             | H10, H12, H14, H17, H19                 |
|             | H7/16, H1/2, H9/16, H5/8, H3/4          |
| 1/4" x 150L | T8, T10, T15, T20, T25, T27, T30, T40   |
|             | WH4, WH5, WH6, WH7, WH8, WH9, WH10      |
| E Socket    | 1/4"- E4, E5, E6, E7, E8                |
|             | 3/8"- E10, E12, E14, E16                |
|             | 1/2"- E18, E20, E22, E24                |



**AH0001 / AH0002 / AH0003 / AH0004 / AH0005**

9PC SHORT HEX KEY SET – MATT

9PC MID-LENGTH HEX KEY SET – CHROMED

9PC LONG HEX BALL-END KEY SET – BROWN

9PC LONG HEX BALL-END KEY SET – MATT

9PC LONG MAGNETIZED HEX BALL-END KEY SET – COLOR-CODED AND MAGNET

**Material**

CR-V / S2

**Contents**

Hex Key H1.5, H2, H2.5, H3, H4, H5, H6, H8, H10



**AT0001 / AT0002 / AT0003**

9PC SHORT TORX KEY SET – CHROMED

9PC MID-LENGTH TORX KEY SET – COLOR-CODED

9PC LONG TORX SECURITY KEY SET – CHROMED

**Material**

CR-V / S2

**Contents**

Hex Key T10, T15, T20, T25, T27, T30, T40, T45, T50



### AW0002

**8PC OPEN-END AND 12PT RATCHET-BOX-END ED-COATED WRENCH SET – METRIC**

#### Material

|        |  |
|--------|--|
|        | CR-V   |
| Wrench | 11mm, 12mm, 13mm, 14mm, 15mm, 17mm, 18mm, 19mm |



### AW0003

**12PC OPEN-END AND 120T ANTI-SLIP RATCHET-BOX-END CHROMED WRENCH SET – METRIC**

#### Material

|                       |  |
|-----------------------|--|
|                       | CR-V   |
| 120T Anti-Slip Wrench | 8mm, 9mm, 10mm, 11mm, 12mm, 13mm, 14mm, 15mm, 16mm, 17mm, 18mm, 19mm |



### AW0001

**20PC OPEN AND BOX END ED-COATED WRENCH SET – METRIC**

#### Material

|         |  |
|---------|--|
| Sockets | CR-V   |
| Wrench  | 6mm, 7mm, 8mm, 9mm, 10mm, 11mm, 12mm, 13mm, 14mm, 15mm, 17mm, 18mm, 19mm, 20mm, 21mm, 22mm, 24mm, 27mm, 30mm, 32mm |



**AW0004**  
**4PC DOUBLE-BOX-END TWIN-SIZE ANTI-SLIP RATCHET WRENCHES**

| Material         |                           |
|------------------|---------------------------|
|                  | CR-V / S2                 |
| Ratchet Wrenches | Anti-Slip                 |
| 170L x 120T      | 8mm, 10mm, 12mm, 13mm,    |
| 200L x 120T      | 14mm, 15mm, 17mm, 19mm    |
| 170L x 120T      | 5/16", 3/8", 7/16", 1/2"  |
| 200L x 120T      | 9/16", 5/8", 11/16", 3/4" |



**AW0005**  
**6PC OPEN-END AND FLEXIBLE 12PT RATCHET-BOX-END CHROMED WRENCH SET – METRIC**

| Material |                                   |
|----------|-----------------------------------|
|          | CR-V                              |
| Wrench   | 8mm, 12mm, 13mm, 16mm, 17mm, 18mm |




**AR0011 / AR0012 / AR0013**  
**1/4" DRIVE 140mm CHROMED RATCHET WRENCH – 48T / 72T / 90T / 120T**  
**3/8" DRIVE 200mm CHROMED RATCHET WRENCH – 48T / 72T / 90T / 120T**  
**1/2" DRIVE 245mm CHROMED RATCHET WRENCH – 48T / 72T / 90T / 120T**

| Material |      |
|----------|------|
|          | CR-V |



**AR0001 / AR0002 / AR0003**  
**1/4" DRIVE 145mm CHROMED & TPR RATCHET WRENCH – 48T / 72T / 90T / 120T**  
**3/8" DRIVE 195mm CHROMED & TPR RATCHET WRENCH – 48T / 72T / 90T / 120T**  
**1/2" DRIVE 250mm CHROMED & TPR RATCHET WRENCH – 48T / 72T / 90T / 120T**

| Material |            |
|----------|------------|
|          | CR-V / TPR |



**AR0004 / AR0005 / AR0006**

3/4" DRIVE 44T 495mm LONG RATCHET WRENCH

3/4" DRIVE 44T 500mm LONG RATCHET WRENCH

3/4" DRIVE 24T 500mm LONG RATCHET WRENCH

**Material**

CR-V

**AB0003 / AB0004**

3/4" DRIVE 19" LONG BREAKER BAR – CHROMED ANVIL

3/4" DRIVE 19" LONG BREAKER BAR – BLACK PHOSPHATE ANVIL

**Material**

Shaft CR-V

Anvil CR-MO



**AB0001 / AB0002**

1/2" DRIVE 24" LONG BREAKER BAR – TPR

3/8" DRIVE 12" LONG BREAKER BAR – TPR

**Material**

Handle TPR

Shaft CR-V

Anvil CR-MO



**AB0005 / AB0006**

1/2" DRIVE 17-3/4" LONG BREAKER BAR – REINFORCED JOINT

3/8" DRIVE 14" LONG BREAKER BAR – REINFORCED JOINT

**Material**

Shaft CR-V

Head CR-MO



### **AB0007 / AB0008 / AB0009 / AB0010**

**3/8" DRIVE 12" LONG BREAKER BAR**

**1/2" DRIVE 18" LONG BREAKER BAR**

**1/2" DRIVE 25" LONG BREAKER BAR**

**3/4" DRIVE 36" LONG BREAKER BAR**

#### **Material**

|       |       |
|-------|-------|
| Shaft | CR-V  |
| Anvil | CR-MO |



### **AS0001**

**10PC 1/4", 3/8" & 1/2" DRIVE 10mm ASSORTED SOCKET SET**

#### **Material**

|  |              |
|--|--------------|
|  | CR-V / CR-MO |
|--|--------------|

#### **Contents**

|           |                                  |
|-----------|----------------------------------|
| 1/4" 10mm | Univeral, Deep, Impact, Standard |
| 3/8" 10mm | Univeral, Deep, Impact, Standard |
| 1/2" 10mm | Deep, Standard                   |



**AA0001**

**4 PC BOX-END WRENCH TO ANVIL DRIVE ADAPTER – WOBBLE**

|                 |   |
|-----------------|---|
| <b>Material</b> |   |
|                 | CR-V  |
| <b>Contents</b> |   |
| Adapter         | 10mm To 1/4" Drive                            |
|                 | 10mm To 1/4" Drive With Magnetic H6 Hex Drive |
|                 | 14mm To 3/8" Drive                            |
|                 | 19mm To 1/2" Drive                            |



**AE0001**

**2PC 3/4" DRIVE IMPACT EXTENSION BAR**

|                 |                    |
|-----------------|--------------------|
| <b>Material</b> |                    |
|                 | CR-MO              |
| <b>Contents</b> |                    |
| Extension Bar   | 7" & 13" Long      |
|                 | 3" & 10" Available |



H20001



H20004



H20002



H20003



H20005



H30001



H40022



H30003



H30004



H40001



H40002



H50002



H50001



H60002



H60001



H60011



H90001



H90002



M30007



M30009



MB30012



M30002



M40008



M40010



M40011



M40012



M40013



M40014



MB40002



MB40003



M40002



M40007



M40006



H40001



M60007



M60008



M60001



M60005



M60006



M60002



M60003



M60004



MM70001



MB40004



MB40005



MB40006



MB40007



MB40008



MB40009



ME40001



MG40001



MG40002



MM40002



MM40003





MM40001



MS30001



MS30002



MS30008



MS40001



MS40002



MS40004



MS40003



B30002



B30003



B30001



B40001



B40002



B40003



B40004



B40005



B90002



B90004



B90003



B90001



B90005



AA0001



AB0001~AB0002



AB0001~AB0003



AB0003~AB0004



AB0005~AB0006



AB0007~AB0010



AE0001



AH0001



AH0002



AH0003



AH0004



AH0005



AR0004~AR0006



AR0011~AR0013



AS0001



AT0001



AT0002



AT0003



AW0001



AW0002



AW0003



AW0004



AW0005



***Anshun Tools Industry Co., LTD.***

No. 3-1. Chunting 2nd St., Daya Dist.,  
Taichung City, Taiwan.

TEL: +8864-2560-3129

FAX: +8864-2560-5809

Email: [as.01@anshun-tools.com](mailto:as.01@anshun-tools.com)

[sales@anshun-tools.com](mailto:sales@anshun-tools.com)

